SUNTSU

Chip Antenna

SATCA-3C1GF-WFB8

3.2mm x 1.6mm x 0.5mm

Features

- WiFi/ZigBee/Bluetooth
- Chip Type
- Stable And Reliable Performance
- 2400-2500MHz
- SMT Process Compatible

Applications

- ISM 2.4 GHz Applications
- ZigBee/BLE Applications
- Bluetooth Earphone Systems
- Smart Hand Held Devices
- Wireless PCMCIA Cards or USB Dongles



Part Numbering Guide

S AT CA 3C1GF WF B8

S	AT	CA	3C1GF	WF	B8
SUNTSU	ANTENNA	CHIP ANTENNA	PACKAGE SIZE 3C1GF = 3.2mm x 1.6mm x 0.5mm	APPLICATION WF = WiFi	FREQUENCY B8 = 2400-2500MHz

RoHS COMPLIANT

Electrical Parameters	Units	Minimum	Typical	Maximum	Remarks
Frequency Band	MHz	2400		2500	
Impedance	Ω		50		
Polarization			Linear		
Peak Gain	dBi		2.5		At 2442MHz
Efficiency	%		84		At 2442MHz
VSWR				2	At Center Frequency
Operating Temperature	C	-40		85	

Outline Drawing

All dimensions are in millimeters (mm) unless otherwise noted. Drawings are not to scale.

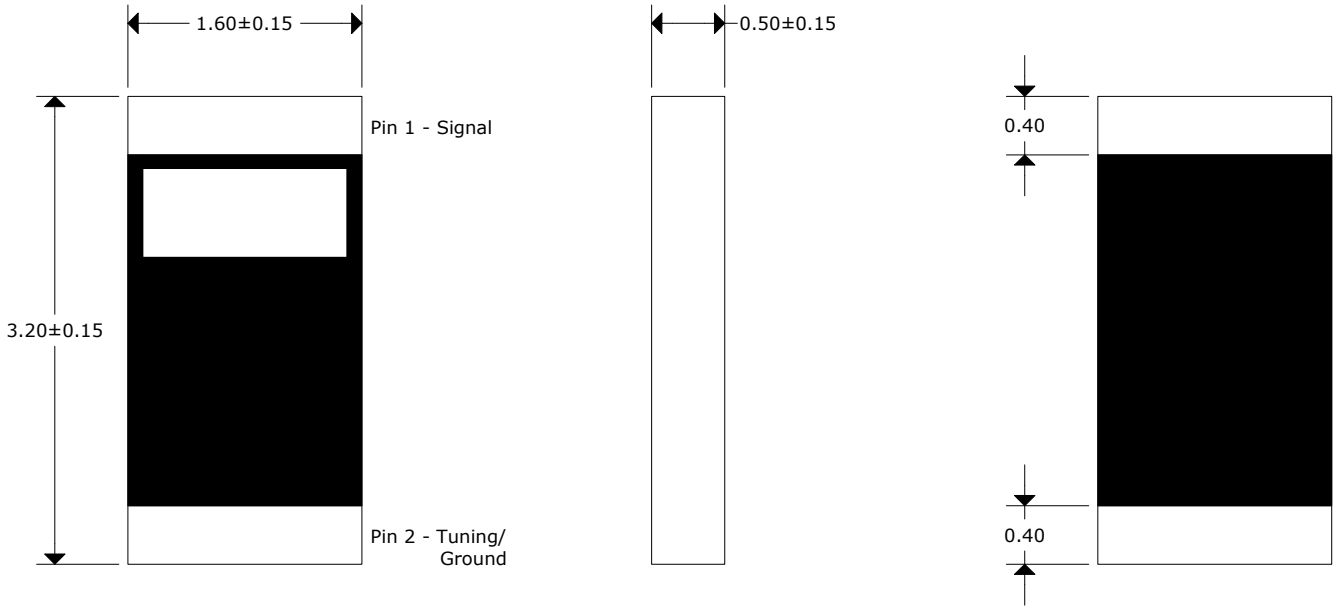

www.suntsu.com

Specifications are subject to change without notice.

Suntsu Electronics, Inc.
142 TECHNOLOGY DR., SUITE 150
IRVINE, CA 92618

Call: +1-949-783-7300 | Fax: +1-949-783-7301

Recommended Land Pattern & Frequency Tuning Scenario Circuit

All dimensions are in millimeters (mm) unless otherwise noted. Drawings are not to scale.

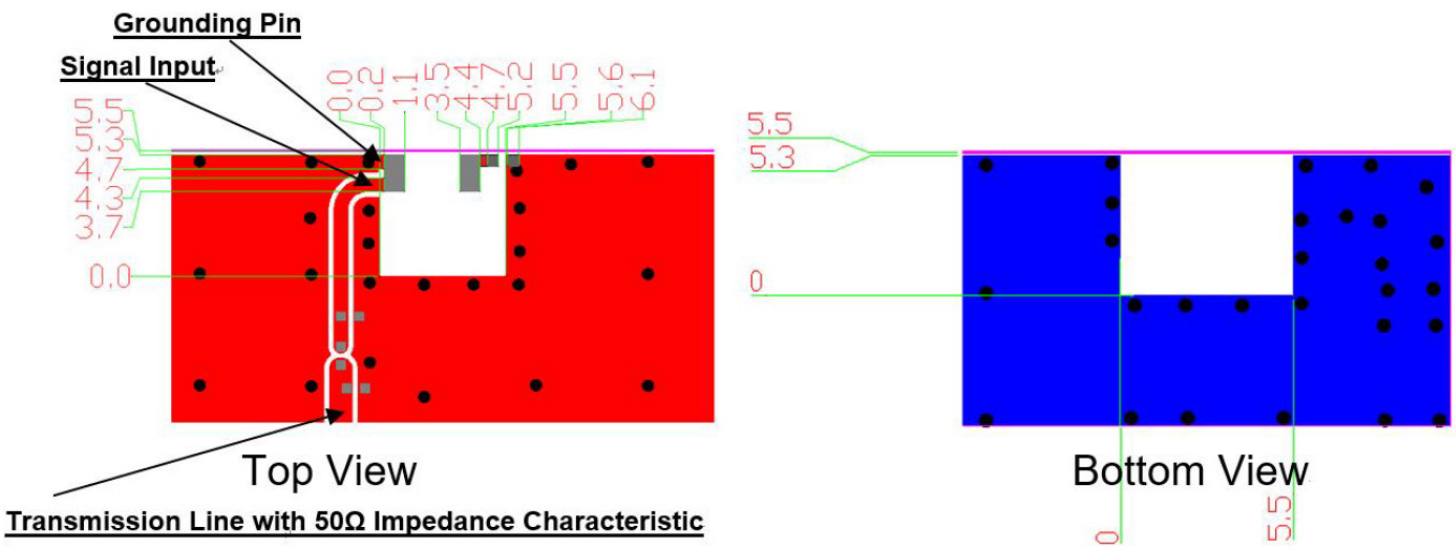

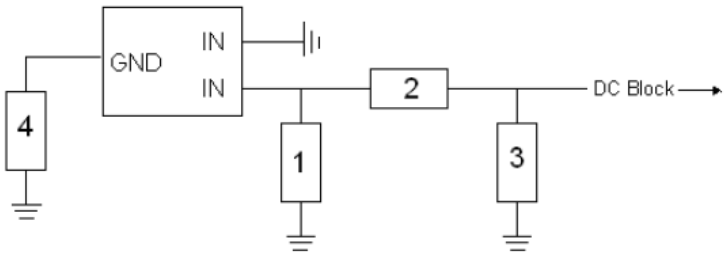

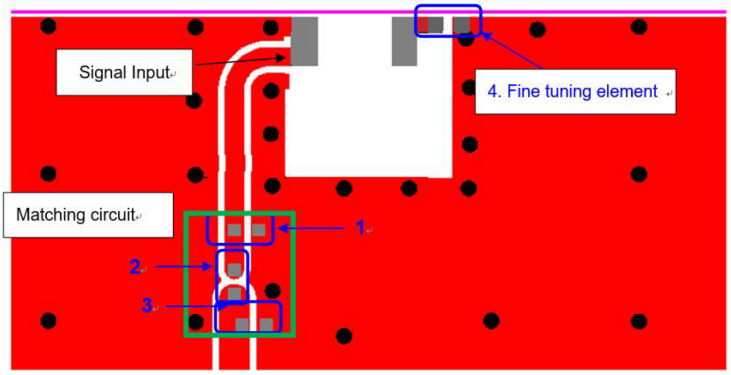

System Matching Circuit Components

Location	Description	Vendor	Tolerance
1	1.2pF	DARFON (0402)	±0.1pF
2	3.3nH	DARFON (0402)	±0.1nH
3	N/A	-	-
4 Fine Tuning Element	1.5pF	DARFON (0402)	±0.1pF

For these suggested values for the matching and tuning of components the center frequency will be 2442MHz on a standard 80 x 40mm² Evaluation board.

Please note, these are reference values which may need to be changed when different circuit boards or manufactures are used.

Suntsu Electronics, Inc.
142 TECHNOLOGY DR., SUITE 150
IRVINE, CA 92618

Call: +1-949-783-7300 | Fax: +1-949-783-7301

SUNTSU

Chip Antenna

SATCA-3C1GF-WFB8

3.2mm x 1.6mm x 0.5mm

Radiation Pattern

2442MHz

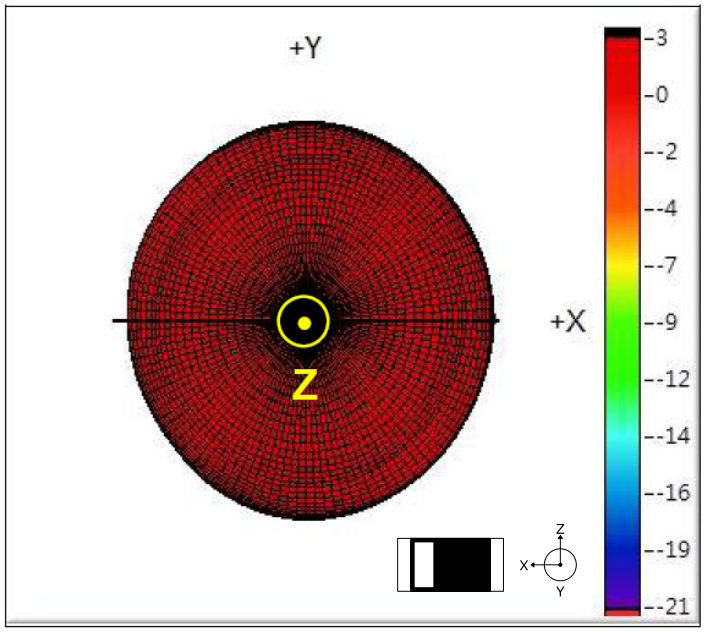

Radiation Pattern

2442MHz

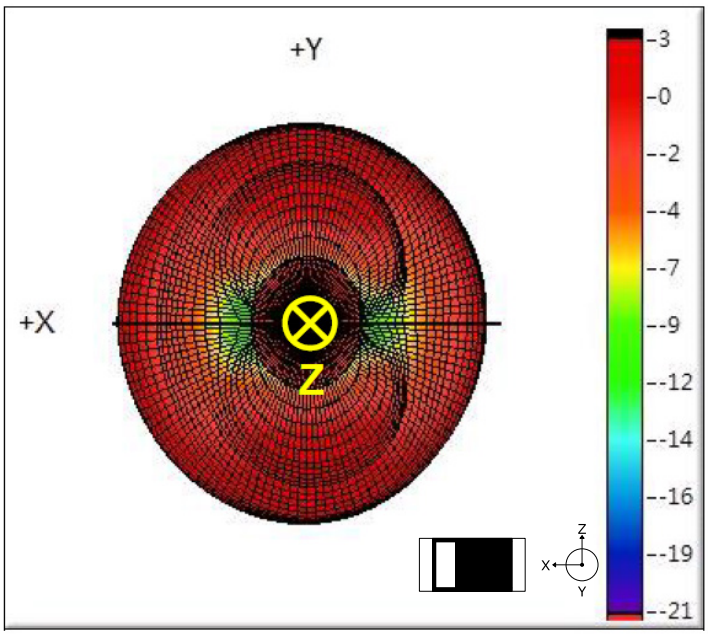

Radiation Pattern

2442MHz

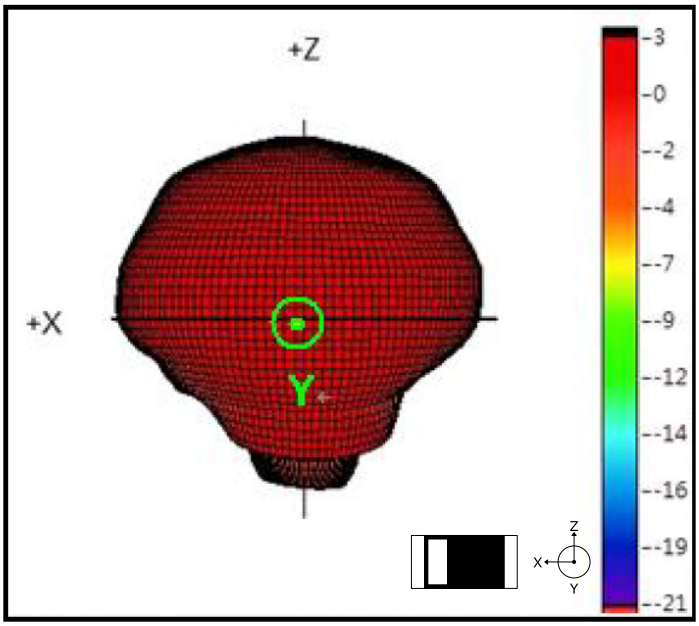

Efficiency V's Frequency

2442MHz

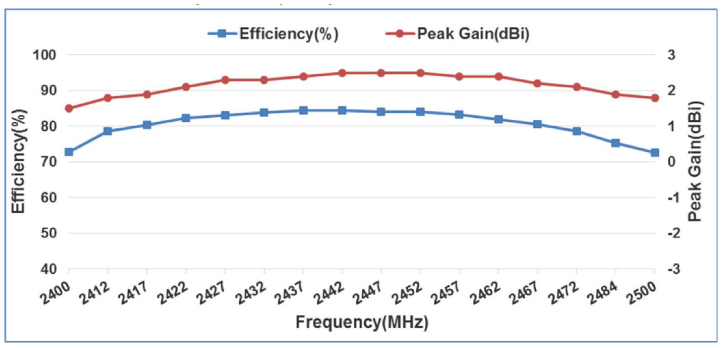

Frequency(MHz)	2400	2412	2417	2422	2427	2432	2437	2442	2447	2452	2457	2462	2467	2472	2484	2500
Efficiency(dB)	-1.4	-1.0	-0.9	-0.8	-0.8	-0.8	-0.7	-0.7	-0.8	-0.8	-0.8	-0.9	-0.9	-1.0	-1.2	-1.4
Efficiency(%)	72.8	78.7	80.4	82.3	83.0	83.9	84.4	84.5	84.1	84.0	83.2	82.0	80.5	78.6	75.4	72.5
Peak Gain(dBi)	1.5	1.8	1.9	2.1	2.3	2.3	2.4	2.5	2.5	2.5	2.4	2.4	2.2	2.1	1.9	1.8

Suntsu Electronics, Inc.
142 TECHNOLOGY DR., SUITE 150
IRVINE, CA 92618

Call: +1-949-783-7300 | Fax: +1-949-783-7301

SUNTSU

Chip Antenna

SATCA-3C1GF-WFB8

3.2mm x 1.6mm x 0.5mm

Electrical Test

Return Loss

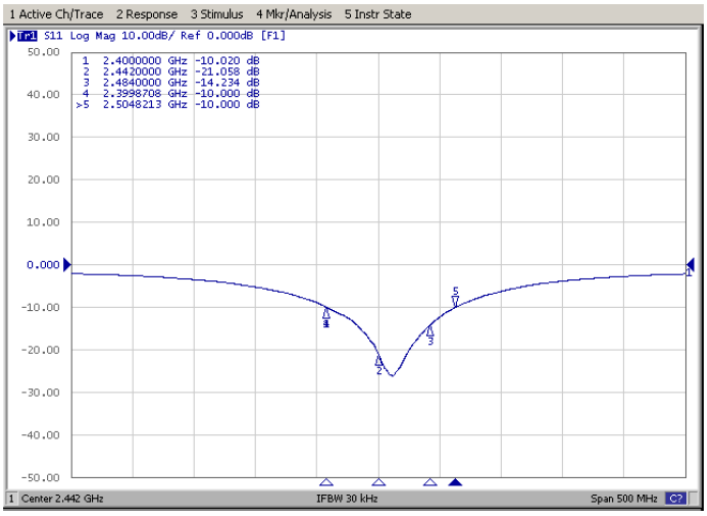

Electrical Test

VSWR

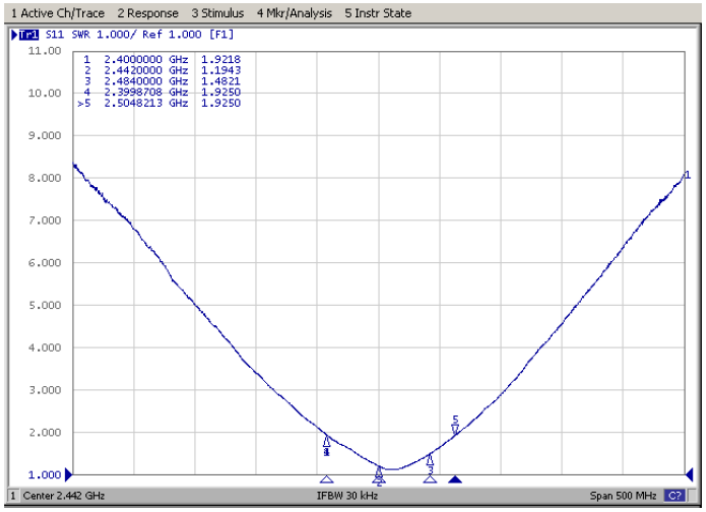

Soldering Conditions

Typical Soldering Profile For Lead-Free Process

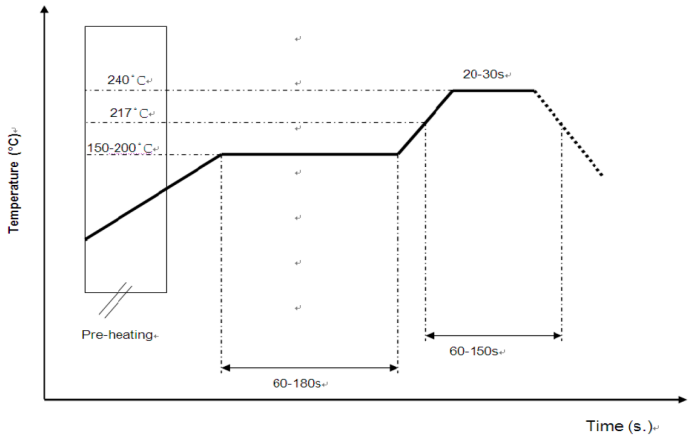

Packaging - Tape And Reel

5000Pcs / Reel

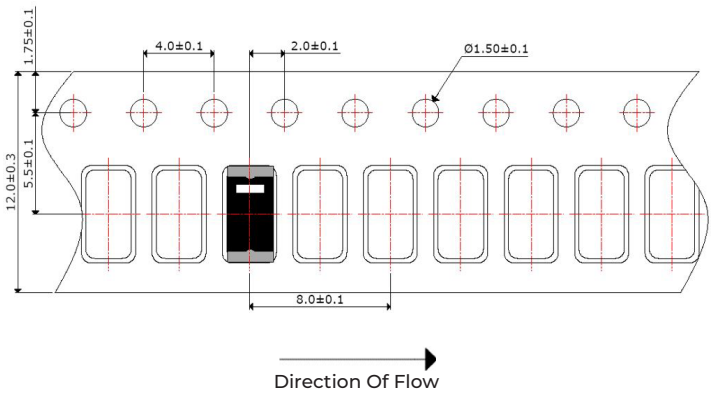

Environmental & Mechanical Specifications

High Temperature Test	85°C for 500 hours, and then to normal temperature/humidity for 24hours.
Low Temperature Test	-30°C for 500 hours, and then to normal temperature/humidity for 24hours.
Humidity Test	85°C / 90-95%RH for 96 hours, and then to normal temperature/humidity for 24hours.
Thermal Shock Test	-30°C for 30 min and +85°C for 30 min. 5 cycles, then expose to normal temperature/humidity for 24 hours or more.
Vibration Test	5 to 200 to 5Hz, swept in 10min, 4.5G at max(2mm amplitude), in X and Y directions for 2 hours each and in Z direction for 4 hours.

Suntsu Electronics, Inc.
142 TECHNOLOGY DR., SUITE 150
IRVINE, CA 92618

Call: +1-949-783-7300 | Fax: +1-949-783-7301